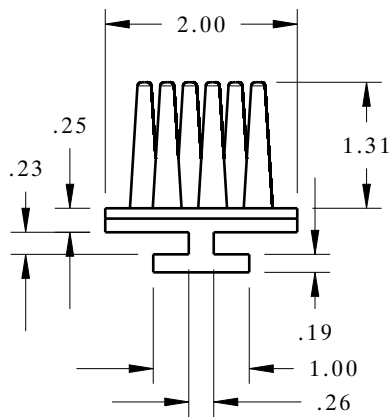
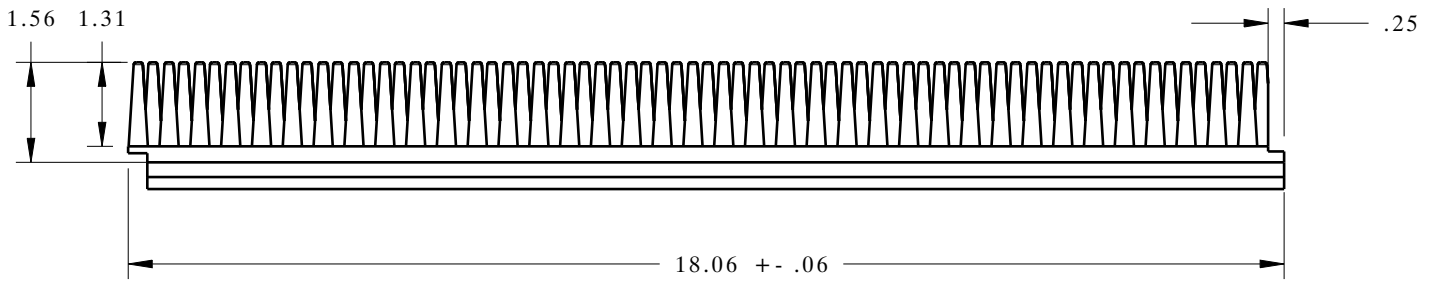
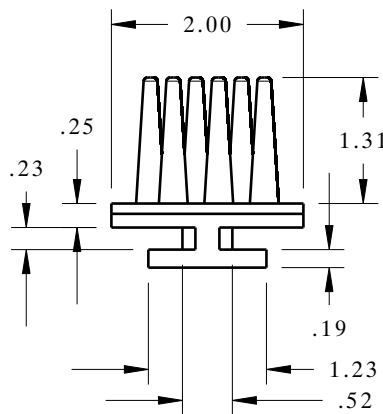


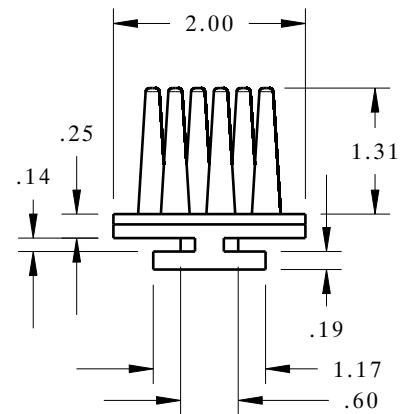
# BRUSH DUNNAGE



**TRK-A**



**TRK-D**



**TRK-E**

CMHE PART #	DUR	TRK
CMHE0053A	70A	E
CMHE0053B	80A	E
CMHE0053C	90A	E

**NOTE: All Dimensions are in INCHES**

<b>MATERIAL TYPE</b> Thermoplastic Elastomer (TPE)
<b>HARDNESS (SHORE A)</b> 70 (Soft) , 80, 90
<b>COLOR</b> Grey (Stock) , Black, Call

## BRUSH DUNNAGE

**Applications:**

- Generic close off
- Captures part flange



800-443-5553

www.dunnage-eng.com